

Description

^{EN} Luminaire housing from extruded aluminium profile with 38mm wide light exit; for trimless installation in plasterboard ceilings; special edge design with perforations for better adhesion of filler; designed for continuous lighting systems; suitable for ceiling thickness of 8–20 mm; surface raw; luminaire profile with pre-assembled converter unit can be pre-mounted; light inset can be installed without tools; HPO (High Performance Opal) cover for uniform illumination; or micro prismatic PMMA diffuser incl. diffuser film for homogeneous illumination and reduced luminance; or with specially computed, asymmetrical lens for homogeneous vertical lighting intensity; energy-efficient LEDs with very good colour rendering; binning initial ≤ 3 MacAdam; available in the light colours 3000 K and 4000 K; CRI ≥ 80 ; min. 90 % of the luminous flux after 50 000 hours; degree of protection IP20; PC I; photobiological safety according to IEC 62471 risk group 0; optionally non-dimmable or DALI-2 control

^{IT} Corpo illuminante in profilo di alluminio estruso con larghezza di emissione di 38 mm; per incasso a scomparsa in soffitti di cartongesso; bordatura speciale forata per una migliore aderenza dello stucco; per sistemi di file continue; per soffitti di spessore 8-20 mm; finitura grezza; profilo apparecchio con unità convertitore premontata preassemblabile; montaggio dell'unità d'illuminazione senza utensili; diffusore HPO (High Performance Opal) per un'illuminazione omogenea; oppure rifrattore in PMMA a microprismi incl. pellicola di diffusione per ridurre la luminanza mantenendo l'illuminazione omogenea; oppure con lente asimmetrica studiata per illuminamenti verticali uniformi; LED ad efficienza energetica con elevata resa cromatica; binning iniziale ≤ 3 MacAdam; disponibile in temperatura di colore 3000 K e 4000 K; CRI ≥ 80 ; min. 90 % di flusso luminoso rimanente dopo 50 000 h di durata; protezione IP20; classe isolamento I; sicurezza fotobiologica secondo la normativa IEC 62471 gruppo di rischio 0; a scelta non dimmerabile o comandi con DALI-2

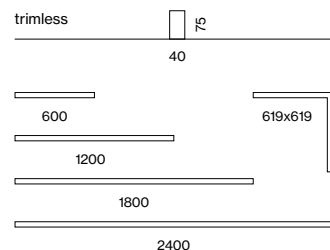
BASO 40 system

recessed trimless

Quickinfo

3000 K, 4000 K
CRI ≥ 80
L90 @ 50 000h
up to 3030 lm/m
non DIM, DALI-2
opal, microprismatic,
asymmetric lens (wallwasher)

Types



Colour



Light distributions



direct asym.

Order options

COLOUR TEMPERATURE	☐☐
3000K	5
4000K	6

CONTROL	⬆⬇⬆
non DIM	1
DALI-2	3

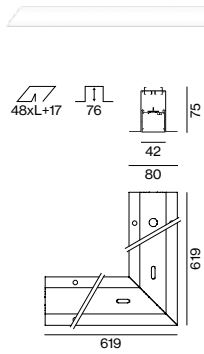
MATERIAL COLOUR	
aluminium raw	



LIGHT OPTIC COVER	☑
opal high performance	H
microprismatic	Z
asymmetric lens (wallwasher)	

Options on request

COLOUR RENDERING INDEX	
CRI ≥ 90	



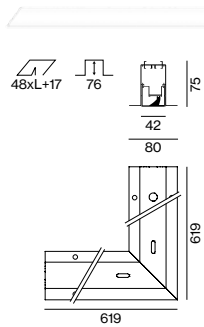
BASO 40 trimless



OPAL HIGH PERFORMANCE / MICROPRISMATIC

SYSTEM POWER	L (mm)	ORDER CODE
14W	600	0 4 5 - 0 6 2 2 ☐☐ 0 ☐
27W	1200	0 4 5 - 0 6 2 4 ☐☐ 0 ☐
41W	1800	0 4 5 - 0 6 2 6 ☐☐ 0 ☐
55W	2400	0 4 5 - 0 6 2 8 ☐☐ 0 ☐
69W	3000	0 4 5 - 0 6 2 9 ☐☐ 0 ☐
27W corner	619x619	0 4 5 - 0 6 6 1 ☐☐ 0 ☐
27W flexible inset (every 150mm)	750-1200	0 4 5 - 0 6 2 F ☐☐ 0 ☐

order luminaire + mounting accessories separately



BASO 40 trimless



WALLWASHER

SYSTEM POWER	L (mm)	ORDER CODE
14W	600	0 4 5 - 0 6 2 2 ☐☐ 0 A
27W	1200	0 4 5 - 0 6 2 4 ☐☐ 0 A
41W	1800	0 4 5 - 0 6 2 6 ☐☐ 0 A
54W	2400	0 4 5 - 0 6 2 8 ☐☐ 0 A
69W	3000	0 4 5 - 0 6 2 9 ☐☐ 0 A
27W corner outer beam	619x619	0 4 5 - 0 6 6 1 ☐☐ 0 A
27W corner inner beam	619x619	0 4 5 - 0 6 6 2 ☐☐ 0 A
27W flexible inset (every 150mm)	750-1200	0 4 5 - 0 6 2 F ☐☐ 0 A

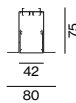
order luminaire + mounting accessories separately

COVER	COLOUR TEMP.	SYSTEM POWER	DELIVERED LUMENS	EFFICACY
opal high performance	3000K	23W/m	2210lm/m	98lm/W
	4000K		2350lm/m	104lm/W
microprismatic	3000K	23W/m	2030lm/m	90lm/W
	4000K		2160lm/m	96lm/W
asymmetric	3000K	23W/m	2870lm/m	127lm/W
	4000K		3030lm/m	135lm/W

Accessories

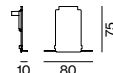
CHANNEL + BLIND COVER

TYPE	L (mm)	ORDER CODE
linear	1200	0 4 5 - 0 6 0 4 0 0 7 B
linear	2400	0 4 5 - 0 6 0 8 0 0 7 B
corner connector 90°	619x619	0 4 5 - 0 6 4 1 0 0 7 B
custom cut	-	E 8 4 1 3 0 7 B



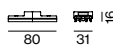
END CAPS

TYPE	ORDER CODE
end caps (pair)	0 4 5 - 0 6 3 0 0 1 0



LINEAR CONNECTOR

TYPE	ORDER CODE
linear connector (1 piece)	0 4 5 - 0 4 3 1 1 1 0
linear connector (10 pieces)	0 4 5 - 0 4 3 1 1 1 0 . 1 0



THROUGH WIRE

TYPE	ORDER CODE
3 × 1.5 mm ² (non DIM, 10 pieces)	0 0 4 - 9 0 0 0 3
5 × 1.5 mm ² (DALI-2, 10 pieces)	0 0 4 - 9 0 0 0 5

LIGHT DISTRIBUTION

